

University of Massachusetts Boston

ScholarWorks at UMass Boston

Publications from the Center for Women in
Politics and Public Policy

Center for Women in Politics & Public Policy

6-2019

Latino Political Leadership in Massachusetts – 2019

Bianca Ortiz-Wythe

University of Massachusetts Boston

Christa M. Kelleher

University of Massachusetts Boston, christa.kelleher@umb.edu

Fabián Torres-Ardila

University of Massachusetts Boston, fabian.torres-ardila@umb.edu

Gaston Institute, University of Massachusetts Boston

Center for Women in Politics and Public Policy, University of Massachusetts Boston

Follow this and additional works at: https://scholarworks.umb.edu/cwppp_pubs



Part of the [American Politics Commons](#), [Latina/o Studies Commons](#), [Public Policy Commons](#), and the [Race and Ethnicity Commons](#)

Recommended Citation

Ortiz-Wythe, Bianca; Kelleher, Christa M.; Torres-Ardila, Fabián; Gaston Institute, University of Massachusetts Boston; and Center for Women in Politics and Public Policy, University of Massachusetts Boston, "Latino Political Leadership in Massachusetts – 2019" (2019). *Publications from the Center for Women in Politics and Public Policy*. 59.

https://scholarworks.umb.edu/cwppp_pubs/59

This Fact Sheet is brought to you for free and open access by the Center for Women in Politics & Public Policy at ScholarWorks at UMass Boston. It has been accepted for inclusion in Publications from the Center for Women in Politics and Public Policy by an authorized administrator of ScholarWorks at UMass Boston. For more information, please contact scholarworks@umb.edu.



THE MAURICIO GASTÓN INSTITUTE
FOR LATINO COMMUNITY DEVELOPMENT
AND PUBLIC POLICY
UNIVERSITY OF MASSACHUSETTS BOSTON

Latino Political Leadership in Massachusetts – 2019

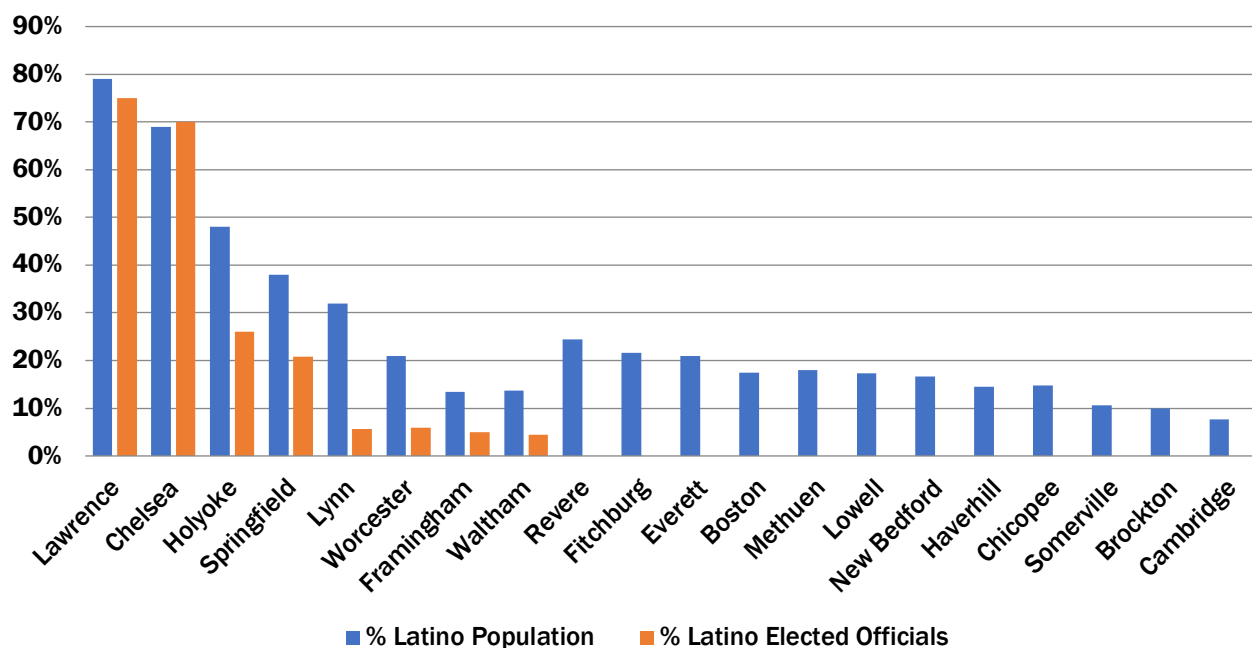
Authors: Bianca Ortiz-Wythe, MA, Research Assistant, Gastón Institute
Christa Kelleher, PhD, Research and Policy Director, Center for Women in Politics and Public Policy
Fabián Torres-Ardila, PhD, Associate Director, Gastón Institute

Highlights

1. While Latinos make up an increasing share of eligible voters in the Commonwealth, Latino political leadership at all levels of government is less than proportionate to the Latino population across the state.
2. Despite measurable advances at the municipal level, Chelsea and Lawrence are the only two cities in Massachusetts with political representation on city councils and school committees that is relatively proportionate to their share of Latino residents.
3. There are more Latinos than Latinas serving on city councils, while more Latinas than Latinos are serving on school committees.
4. The most significant Latino leadership gaps persist at the state level and in the state's congressional delegation.

Rates of Latino Elected Leadership Compared to Proportion of Latino Population (2019)

Source: Analysis of Elected Officials on School Committees and City Councils in Top 20 Mass Cities with Largest Latino Populations. Gaston Institute



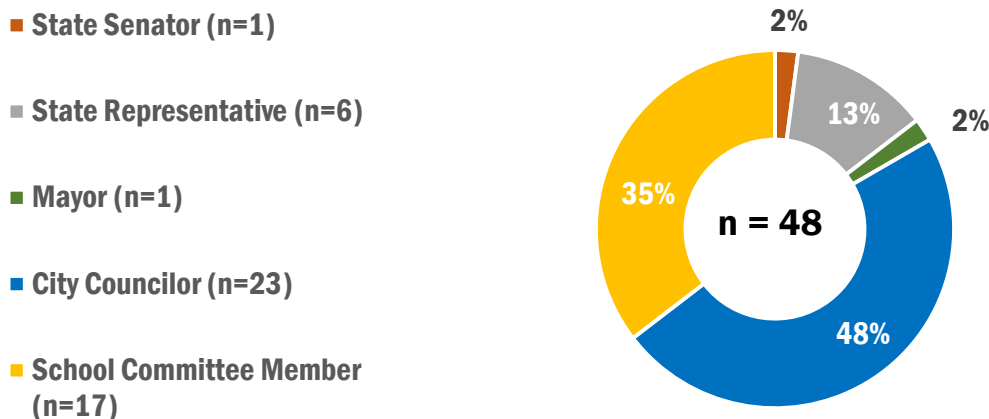
The Latino Population in Massachusetts

- At about 811,000, the Latino population in Massachusetts is the 18th largest state population nationally. Latinos make up 11.8% of the state's population.
- The median age of Latinos is 27. Close to three out of ten (26.3%) Latinos are younger than 18.
- The median amount of annual personal earnings for Latinos 16 and over is \$24,000.
- The homeownership rate for Latinos is 25%.
- From 2007-2012, Latino small business ownership experienced the largest increase of any minority group at 54.7% (in 2007 it was around 19,410 and in 2012 it grew to 30,022).

The Latino Electorate in the Commonwealth

- It is expected that by 2035, the Latino population will grow to over 1.15 million, representing 15.3% of the state's population.
- There are 436,000 Latino eligible voters in Massachusetts, representing the 11th largest Latino statewide eligible voter population nationally.
- From 2010 to 2018, the number of registered Latino voters increased by 85.8%, from 134,000 to 249,000.
- From 2010 to 2018, the number of registered Latino voters who vote increased by 268.8% from 48,000 to 177,000.

**Figure 1. Latino Political Leadership
Top 20 Latino Population Cities - Massachusetts**



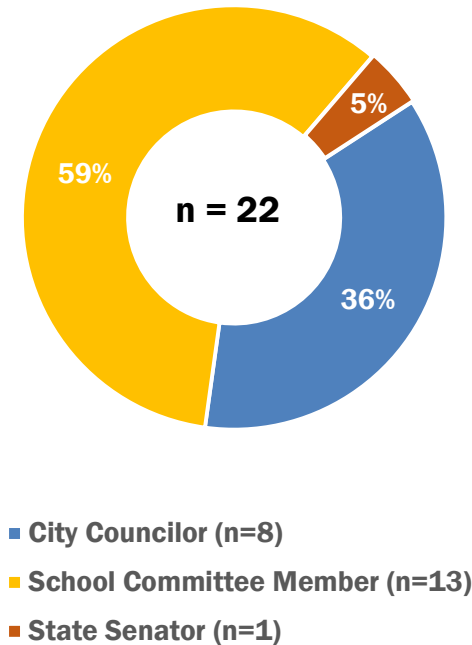
Political Representation: Key Leadership Positions

There is very limited Latino presence in the State Senate, with one Latina State Senator in office; having five Latinos in the Senate would be proportionate to the statewide Latino population. Six Latinos serve in the 160-member House of Representatives; eighteen would be proportionate. There are no Latinos in the state's congressional delegation.

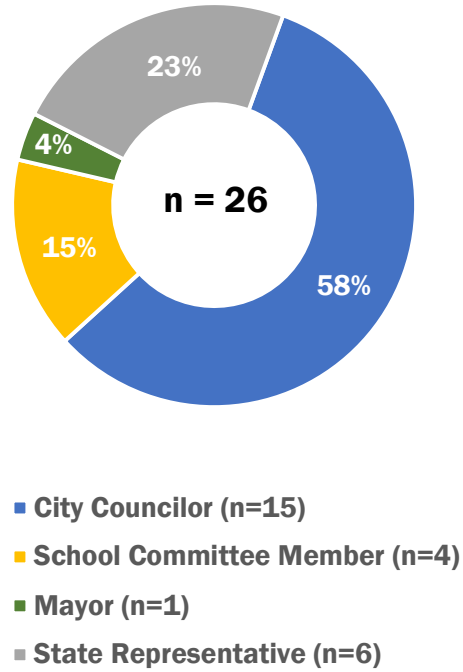
City councilors and members of school committees account for 83% of all Latinos serving in key elected leadership positions. The top 20 cities and towns with the largest proportions of Latino residents in Massachusetts account for 57% of the Latino population in the state. Among these cities and towns, only eight have at least one Latino and/or Latina elected official serving on the school committee or city council. Of the 369 municipal positions in these 20 cities and towns, Latino elected officials make up 11% of officeholders. In only one city (Lawrence) does a Latino serve as mayor.

Political Representation by Gender Public Offices Currently Held by Elected Officials

Latinas



Latinos



History of Latinas in Elected Office in Massachusetts: 1983-2019

- 62 Latinas have been elected to office in Massachusetts to date.
- The majority of Latinas elected have held municipal offices: 38 Latinas have been elected to school committees and 23 to city councils; three Latinas have been elected to both.
- Voters in 14 cities and towns out of 351 municipalities have elected Latinas.
- Grace Romero was the first Latina elected to office in Massachusetts, winning a seat on the Boston School Committee in 1983.
- Three Latinas have served in the Massachusetts Legislature: two in the House and one in the Senate.
- Cheryl A. Coakley-Rivera was elected to the House of Representatives in 1998 and Juana Matias became first Latina immigrant elected to the House in 2016.
- In 2008, Sonia Chang-Díaz became the first and only Latina ever elected to the Massachusetts State Senate. She is still serving.
- No Latinas have ever been elected to statewide constitutional office or to the U.S. Congress from Massachusetts.

Latino Elected Officials

Table 1. Latino elected officials currently serving as mayor or in local governing bodies such as city councils, school committees, and in the Massachusetts Legislature.

| Elected Official* | Governing Body | End of Term |
|--------------------------|--|-------------|
| Alfaro-Alvarez, Yessenia | Chelsea School Committee | 12/31/2019 |
| Anderson-Burgos, Juan | Holyoke City Council | 12/31/2019 |
| Avellaneda, Roy | Chelsea City Council | 11/30/2019 |
| Castellanos, Brian | Lynn School Committee | 11/30/2019 |
| Chang-Díaz, Sonia | Massachusetts State Senate (Boston) | 2021 |
| Cruz, Manny | Salem School Committee | 12/31/2019 |
| De La Cruz, Maria | Lawrence City Council | 12/31/2019 |
| De Peña, Brian | Lawrence City Council | 12/31/2019 |
| Feliciano-Sims, Irene | Holyoke School Committee | 12/31/2019 |
| García, Judith | Chelsea City Council | 11/30/2019 |
| Garcia, Kelly | Chelsea School Committee | 12/31/2019 |
| Gomez, Adam | Springfield City Council | 12/31/2019 |
| Gomez, Homar | Easthampton City Council | 11/30/2019 |
| Gonzalez, Adderly | Lawrence School Committee | 12/31/2019 |
| Gonzalez, Carlos | Massachusetts House of Representatives (Springfield) | 2021 |
| Henriquez, Lucia | Chelsea School Committee | 12/31/2019 |
| Hernandez, Ana | Chelsea School Committee | 12/31/2019 |
| Hernandez, Julio | Chelsea School Committee | 12/31/2019 |
| Hurst, Denise | Springfield School Committee | 12/31/2021 |
| Lebron-Martinez, Gladys | Holyoke City Council | 12/31/2019 |
| Lefebvre, Mildred | Holyoke School Committee | 12/31/2019 |
| Levy, Ana | Lawrence City Council | 12/31/2019 |
| Lopez, Enio | Chelsea City Council | 11/30/2019 |
| Moran, Frank | Massachusetts House of Representatives (Lawrence) | 2021 |
| Nuncio, Ana | Salem School Committee | 11/30/2021 |
| Ordonez, Anastasia | Amherst School Committee | 3/31/2019 |
| Payano, Pavel | Lawrence City Council | 12/31/2019 |
| Perez, Maria | Springfield School Committee | 12/31/2021 |
| Ramos, Orlando | Springfield City Council | 12/31/2019 |
| Reyes, Estela | Lawrence City Council | 12/31/2019 |
| Rivera, Daniel | Mayor Lawrence | 12/31/2021 |
| Rivera, Sarai | Worcester City Council | 12/31/2019 |
| Rivera, Marianela | Lawrence School Committee | 12/31/2019 |
| Rodriguez, Jeovanny | Lawrence City Council | 12/31/2019 |
| Rodriguez, Yamir | Chelsea City Council | 11/30/2019 |
| Roman, Nelson | Holyoke City Council | 12/31/2019 |
| Salas, Elissa | Lawrence School Committee | 12/31/2019 |

| | | |
|-------------------------|--|------------|
| Santiago, Jon | Massachusetts House of Representatives (Boston) | 2021 |
| Tejada, Luis | Chelsea City Council | 11/30/2019 |
| Torres, Edgardo | Framingham City Council | 11/30/2019 |
| Tosado, Jose | Massachusetts House of Representatives (Springfield) | 2021 |
| Valentin, Jossie | Holyoke City Council | 12/31/2019 |
| Vargas, Andres | Massachusetts House of Representatives (Haverhill) | 2021 |
| Vasquez, Kendrys | Lawrence City Council | 12/31/2019 |
| Vega, Aaron | Massachusetts House of Representatives (Holyoke) | 2021 |
| Velez, Jeanette | Chelsea School Committee | 12/31/2019 |
| Vidal, Carlos | Waltham City Council | 12/31/2019 |
| Vidot, Damali | Chelsea City Council | 11/30/2019 |

**Not including other offices such as Register of Probate or other elected positions*

Data Sources

Data from 20 cities and towns in Massachusetts with the largest Latino populations: Boston (17.5% Latino), Springfield (38.8%), Lawrence (73.8%), Worcester (20.9%), Lynn (32.1%), Chelsea (62.1%), Holyoke (48.4%), Lowell (17.3%), New Bedford (16.7%), Revere (24.4%), Brockton (10.0%), Framingham (13.4%), Haverhill (14.5%), Everett (21.1%), Fitchburg (21.6%), Methuen (18.1%), Waltham (13.7%), Chicopee (14.8%), Somerville (10.6%), Cambridge (7.6%). Source: American Community Survey 2017.

Latino snapshot data from Pew Research's Hispanic Trends.

Data concerning Latino-owned small businesses collected from Small Business Administration. Available at www.sba.gov/sites/default/files/advocacy/Massachusetts.pdf.

The Elected Latinas list was initially developed by Ileana Cintrón and updated using the following data sources:

Data collected from town and city clerk websites by researchers from the Center for Women in Politics and Public Policy and the Mauricio Gastón Institute for Latino Community Development and Public Policy; additional data from the National Association of Latino Elected and Appointed Officials (NALEO), Women's Pipeline for Change, EMERGE MA, Massachusetts Women's Political Caucus, LIPPI at the Women's Fund of Western Massachusetts, Massachusetts Secretary of State, www.mariaslist.net. In addition, *Latino Politics in Massachusetts: Struggles, Strategies and Prospects* by Carol Hardy-Fanta, Jeffrey Gerson (New York: Routledge, 2002).

Latinos in the 2016 Election: Massachusetts. Available at www.pewhispanic.org/fact-sheet/latinos-in-the-2016-election-massachusetts.

2015 American Community Survey estimates provided by UMass Boston's Mauricio Gastón Institute for Latino Community Development and Public Policy. Brazilians are included in the estimates.

Demographic growth projection data taken from The Mauricio Gastón Institute for Latino Community Development and Public Policy report "Massachusetts Latino Population 2010-2035", scholarworks.umb.edu/gaston_pubs/241.

Acknowledgment. We thank Ijeoma Anyanwu, Public Policy Doctoral Student in the McCormack Graduate School's Center for Women in Politics and Public Policy at UMass Boston, for her support to this work.

About the Gastón Institute

Established in 1989, the Mauricio Gastón Institute for Latino Community Development and Public Policy was created by the Massachusetts Legislature in response to a need for improved understanding about the Latino experience in the Commonwealth. Now in its 30th year, the Gastón Institute continues its mission of informing the public and policymakers about issues vital to the state's growing Latino community and providing information and analysis necessary for effective Latino participation in public policy development. To learn more about the Gastón Institute, visit www.umb.edu/gastoninstitute. Facebook & Twitter: @GastonInstitute.

About the Center for Women in Politics and Public Policy

The Center for Women in Politics and Public Policy at UMass Boston's McCormack Graduate School conducts policy-relevant research on women's economic security, with a current focus on several issues: pay equity, paid leave, the early care and education workforce, and the elder care workforce. The Center's researchers also study women's political representation and public leadership. All center research explores the intersection of gender, race/ethnicity, and class; much of the center's work has a particular emphasis on low-wage workers and women of color. To learn more about the Center for Women in Politics and Public Policy, visit www.umb.edu/cwppp. Facebook: @CWPPP. Twitter: @CWPPP_UMB.

About Amplify Latinx

Amplify Latinx is a non-partisan, collaborative movement whose mission is to build Latinx economic and political power by significantly increasing Latinx civic engagement and representation in leadership positions across sectors. Amplify Latinx was launched by the Latina Circle, a Boston-based, non-profit social venture that is advancing Latina leaders across industries into positions of power and influence. To learn more about Amplify Latinx, visit <https://amplifylatinx.co>. Facebook & Twitter: @AmplifyLatinx.