

5-2011

Poverty in Massachusetts by Nativity

Randy Albelda

University of Massachusetts Boston, randy.albelda@umb.edu

Ferry Cadet

Dinghong Mei

Follow this and additional works at: https://scholarworks.umb.edu/csp_pubs



Part of the [Social Policy Commons](#)

Recommended Citation

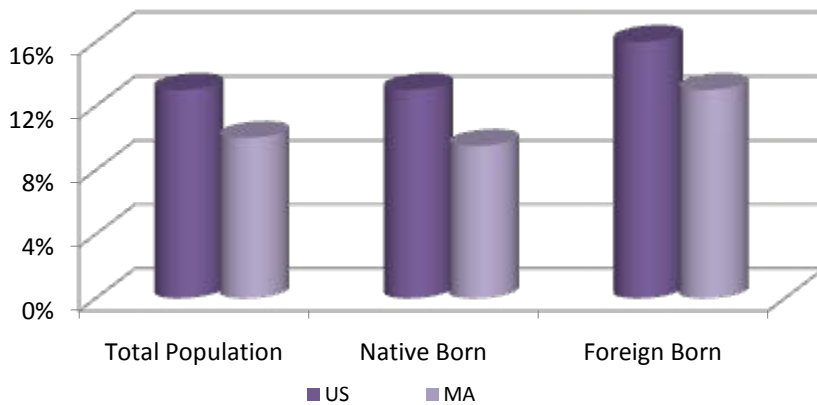
Albelda, Randy; Cadet, Ferry; and Mei, Dinghong, "Poverty in Massachusetts by Nativity" (2011). *Center for Social Policy Publications*. 55.

https://scholarworks.umb.edu/csp_pubs/55

This Fact Sheet is brought to you for free and open access by the Center for Social Policy at ScholarWorks at UMass Boston. It has been accepted for inclusion in Center for Social Policy Publications by an authorized administrator of ScholarWorks at UMass Boston. For more information, please contact scholarworks@umb.edu.

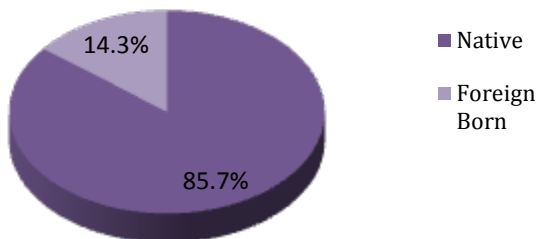
Poverty in Massachusetts by Nativity

US and Massachusetts

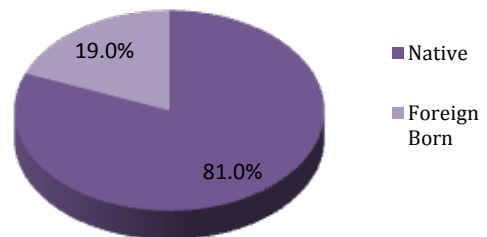


Massachusetts has lower poverty rates compared to US average for both native born and foreign born populations. But, foreign-born poverty rates in Massachusetts are only slightly lower than those for foreign born in the US.

Massachusetts Distribution of Total Population by Nativity



Massachusetts Distribution of Total Poor Population by Nativity



The foreign-born population is 14.3% of the total Massachusetts population, but 19.0% of the poor. Conversely, native-born people make up just under 86% of the total population but are 81.0% of all poor people in the Commonwealth.

Poverty Rates by Nativity in Massachusetts' 10 largest cities

	Massachusetts	Boston	Brockton	Cambridge	Fall River	Lowell	Lynn	New Bedford	Quincy	Springfield	Worcester
Total	10.1%	19.1%	13.1%	15.0%	19.0%	17.7%	19.4%	22.2%	9.1%	27.4%	17.9%
Native Born	9.5%	18.4%	14.0%	12.3%	19.4%	18.9%	18.4%	24.2%	8.3%	28.1%	18.3%
Foreign Born	13.4%	20.8%	10.4%	22.7%	17.1%	14.0%	22.0%	14.8%	11.3%	21.5%	16.2%

Poverty rates for those born outside the US differ considerably across Massachusetts' ten largest cities, ranging from 8.3% in Quincy to 28.1% in Springfield. But foreign-born poverty rates do not always exceed those of foreign born. In Brockton, Lowell, New Bedford, Springfield and Worcester those born outside the US were less likely to be poor than the native-born population.

NOTE: All data are 5-year estimates, 2005-2009.

Source: US Census Bureau, American Community Survey Five Year Estimates, Detail Table B17025. Developed by Randy Albelda, Ferry Cadet and Dinghong Mei for the Center for Social Policy, 2011.