

University of Massachusetts Boston

ScholarWorks at UMass Boston

Center for Social Policy Publications

Center for Social Policy

5-2011

Poverty in Massachusetts by Gender

Randy Albelda

University of Massachusetts Boston, randy.albelda@umb.edu

Ferry Cadet

Dinghong Mei

Follow this and additional works at: https://scholarworks.umb.edu/csp_pubs



Part of the [Social Policy Commons](#)

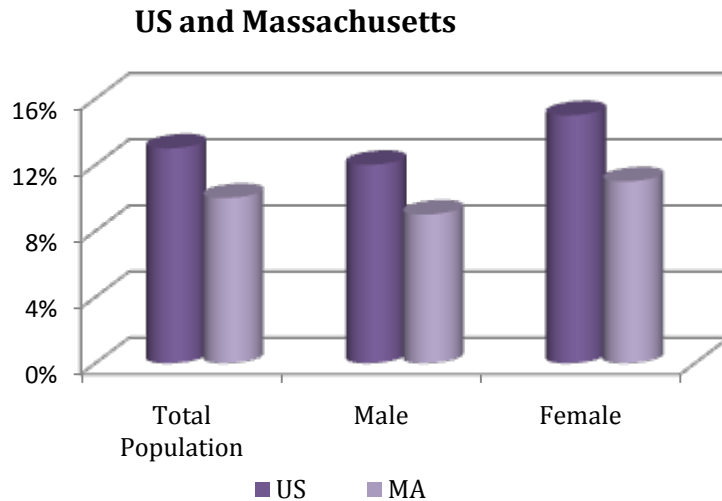
Recommended Citation

Albelda, Randy; Cadet, Ferry; and Mei, Dinghong, "Poverty in Massachusetts by Gender" (2011). *Center for Social Policy Publications*. 53.

https://scholarworks.umb.edu/csp_pubs/53

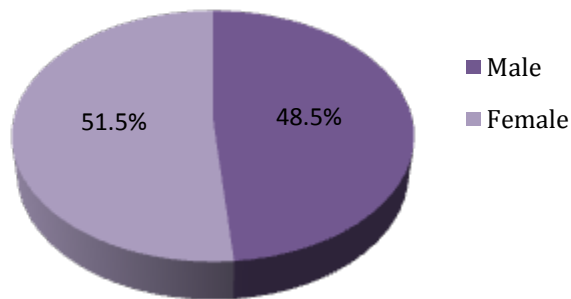
This Fact Sheet is brought to you for free and open access by the Center for Social Policy at ScholarWorks at UMass Boston. It has been accepted for inclusion in Center for Social Policy Publications by an authorized administrator of ScholarWorks at UMass Boston. For more information, please contact scholarworks@umb.edu.

Poverty in Massachusetts by Gender

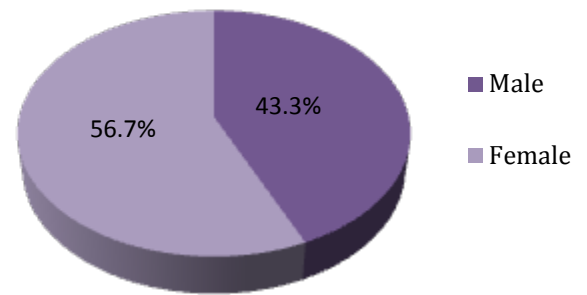


Massachusetts has lower poverty rates compared to US average. But, like the US, female poverty rates exceed those of males.

Massachusetts Distribution of Total Population by Gender



Massachusetts Distribution of Total Poor Population by Gender



Women are just under 49% of the total Massachusetts population, but are close to 57% of the poor.

Poverty Rates by Gender in Massachusetts' 10 largest cities

	Massachusetts	Boston	Brockton	Cambridge	Fall River	Lowell	Lynn	New Bedford	Quincy	Springfield	Worcester
Total	10.1%	19.1%	13.1%	15.0%	19.0%	17.7%	19.4%	22.2%	9.1%	27.4%	17.9%
Male	9.5%	18.0%	11.6%	14.2%	16.6%	15.9%	18.1%	19.0%	8.2%	25.6%	15.4%
Female	13.4%	20.1%	14.6%	15.7%	21.1%	19.4%	20.7%	25.1%	9.9%	29.1%	20.4%

Female poverty rates are higher than male poverty rates in Massachusetts' ten largest cities. But, these rates vary widely from 8.2% for males and 9.9% for females in Quincy to 25.6% for males and 29.1% for females in Springfield.

NOTE: All data are 5-year estimates, 2005-2009.

Source: US Census Bureau, American Community Survey Five Year Estimates, Subject Table S1701. Developed by Randy Albelda, Ferry Cadet and Dinghong Mei for the Center for Social Policy, 2011.