

7-1-2006

Data Note: Relationship Between SSI Recipients Who Work and State Unemployment Rate


Katherine Fichthorn

University of Massachusetts Boston

Dana Scott Gilmore

University of Massachusetts Boston

Follow this and additional works at: http://scholarworks.umb.edu/ici_datanote

 Part of the [Disability Law Commons](#), [Labor and Employment Law Commons](#), and the [Public Policy Commons](#)

Recommended Citation

Fichthorn, Katherine and Gilmore, Dana Scott, "Data Note: Relationship Between SSI Recipients Who Work and State Unemployment Rate" (2006). *Data Note Series, Institute for Community Inclusion*. Paper 42.
http://scholarworks.umb.edu/ici_datanote/42

This Occasional Paper is brought to you for free and open access by the Institute for Community Inclusion at ScholarWorks at UMass Boston. It has been accepted for inclusion in Data Note Series, Institute for Community Inclusion by an authorized administrator of ScholarWorks at UMass Boston. For more information, please contact library.uasc@umb.edu.

Data Note

No. 5, 2006

Data set: SSA

Relationship between SSI recipients who work and state unemployment rate

The Supplemental Security Income program (SSI) administered by the Social Security Administration provides cash assistance to low-income individuals who are seniors, blind, or have a disability.

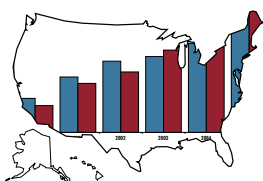
Many people who receive SSI benefits are unemployed. However, in 2004 the percentage of SSI recipients who were working varied considerably by state. To understand this variation, researchers correlated the percentage of employed SSI recipients with 2004 state unemployment rates. The following table and maps show the percentage of SSI recipients who were working in 2004 and state unemployment rates (UR), rounded to the nearest percentage point.

A significant inverse correlation was determined, $r = -.48$, $p < .001$, indicating that the higher percentages of SSI recipients who were working in 2004 correlate to lower state unemployment rates. This finding suggests that a state's economic situation impacts all workers, including those who receive SSI benefits.

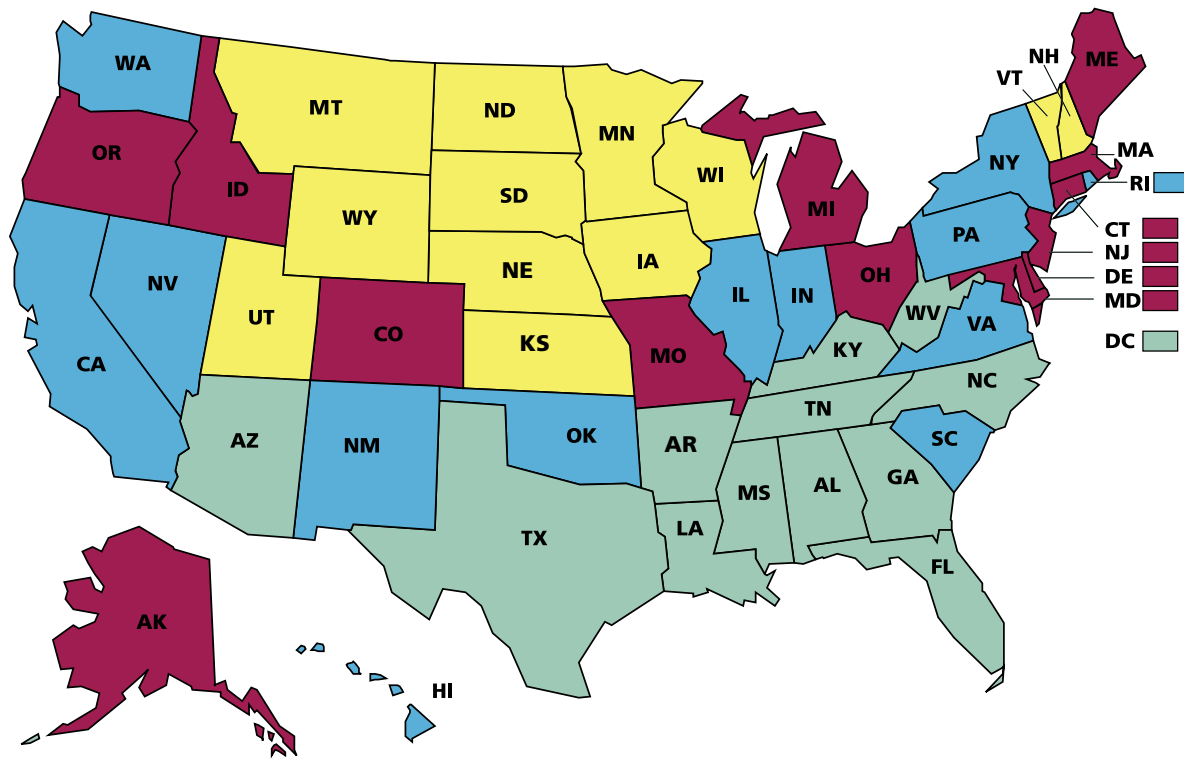
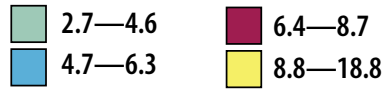
State	% SSI working	UR (%)	State	% SSI working	UR (%)	State	% SSI working	UR (%)
AK	7	8	KY	3	5	NY	6	6
AL	3	6	LA	4	6	OH	7	6
AR	5	6	MA	8	5	OK	5	5
AZ	4	5	MD	7	4	OR	7	7
CA	5	6	ME	7	5	PA	5	6
CO	8	6	MI	7	7	RI	6	5
CT	8	5	MN	15	5	SC	5	7
DC	3	8	MO	7	6	SD	19	4
DE	7	4	MS	3	6	TN	4	5
FL	4	5	MT	13	4	TX	4	6
GA	4	5	NC	5	6	UT	11	5
HI	5	3	ND	19	3	VA	6	4
IA	16	5	NE	15	4	VT	10	4
ID	9	5	NH	10	4	WA	6	6
IL	6	6	NJ	6	5	WI	12	5
IN	6	5	NM	5	6	WV	3	5
KS	11	6	NV	6	4	WY	14	4

Data sources: Bureau of Labor Statistics (www.bls.gov) and Social Security Administration (www.ssa.gov).

This is a publication of StateData.info, funded in part by the Administration on Developmental Disabilities, U.S. Department of Health and Human Services (#90DN0204). This Data Note was written by Katherine Fichthorn and Dana Scott Gilmore.



% SSI Working 2004



Unemployment Rates 2004

