

12-2013

## Latinos in Massachusetts Selected Areas: Taunton

Phillip Granberry

*University of Massachusetts Boston*, [phillip.granberry@umb.edu](mailto:phillip.granberry@umb.edu)

Mayara Fontes

*University of Massachusetts Boston*

Follow this and additional works at: [https://scholarworks.umb.edu/gaston\\_pubs](https://scholarworks.umb.edu/gaston_pubs)



Part of the [Demography, Population, and Ecology Commons](#), and the [Race and Ethnicity Commons](#)

---

### Recommended Citation

Granberry, Phillip and Fontes, Mayara, "Latinos in Massachusetts Selected Areas: Taunton" (2013). *Gastón Institute Publications*. 189.

[https://scholarworks.umb.edu/gaston\\_pubs/189](https://scholarworks.umb.edu/gaston_pubs/189)

This Research Report is brought to you for free and open access by the Gastón Institute for Latino Community Development and Public Policy Publications at ScholarWorks at UMass Boston. It has been accepted for inclusion in Gastón Institute Publications by an authorized administrator of ScholarWorks at UMass Boston. For more information, please contact [scholarworks@umb.edu](mailto:scholarworks@umb.edu).



# Latinos in Massachusetts Selected Areas

## Taunton

by Phillip Granberry and Mayara Fontes

December, 2013

---

THE MAURICIO GASTON INSTITUTE  
FOR LATINO COMMUNITY DEVELOPMENT  
AND PUBLIC POLICY

---

# Taunton

This report provides a descriptive snapshot of selected economic, social, educational, and demographic indicators pertaining to Latinos in Taunton. It reflects a commitment by UMass Boston's Mauricio Gastón Institute for Latino Community Development and Public Policy to provide periodic updates on the growing Latino population in Massachusetts. The report on Taunton is part of a larger series that covers cities and towns with a population between 35,000 and 100,000 residents in the Commonwealth of Massachusetts with a significant Latino population. Each report analyzes data from the American Community Survey (ACS) conducted annually by the U.S. Census Bureau. We obtained the data from the American Factfinder website in tabular form, and we transformed these data into figures presented in this report.

Taunton is considered a "Gateway City." These are midsized (35,000–250,000) cities in Massachusetts that were once industrial centers but have not transitioned economically to the same extent as cities with high-tech industries. They all rank below the statewide average in regard to both household income and educational attainment.

The Census Bureau identifies Latinos through a question that asks respondents to choose either "Hispanic or Latino" or "Not Hispanic or Latino." Separately, it asks respondents to identify a race. This report uses the term "Latino" to include all those who selected "Hispanic or Latino" on the Census form, regardless of racial designation.

The report compares Latinos, thus defined, to non-Latino whites, blacks, and Asians, based on individuals' racial identification.<sup>1</sup> The number of ethno-racial groups included in a particular analysis may vary; each ethno-racial group is included in the analysis only when the observed sample size is large enough to produce reliable population estimates.

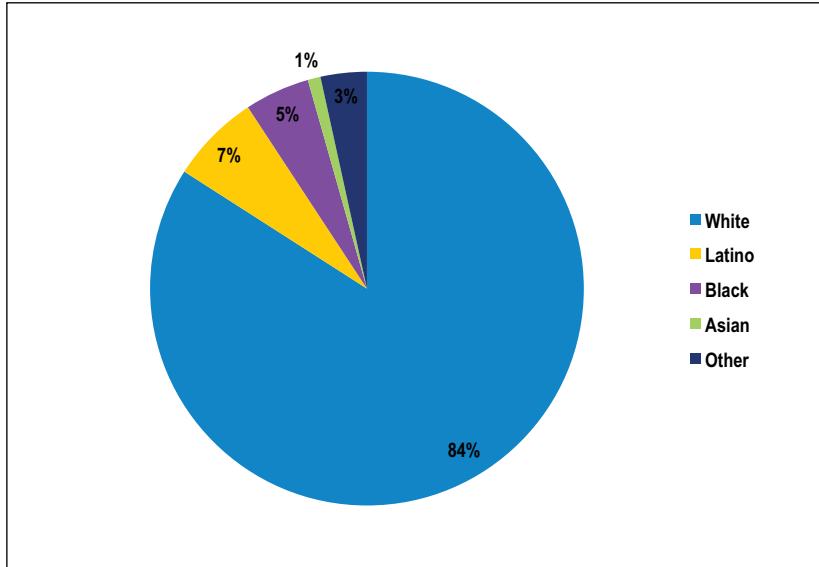
## Notes

<sup>1</sup> The Census designation of black or African American alone is referenced as black. The category of Asian alone is referenced as Asian. The category of American Indian and Alaska Native alone is referenced as American Indian. A smaller "other" ethno-racial category is identified for the initial population estimate of Taunton and this consists of those who identified with multiple race categories or some other race.

## THE LATINO POPULATION

As the twenty-first largest city of the Commonwealth, Taunton is home to an estimated 3,740 Latinos. They represent 7% of the city's population, a smaller share than for whites but larger than for blacks and Asians (Figure 1).

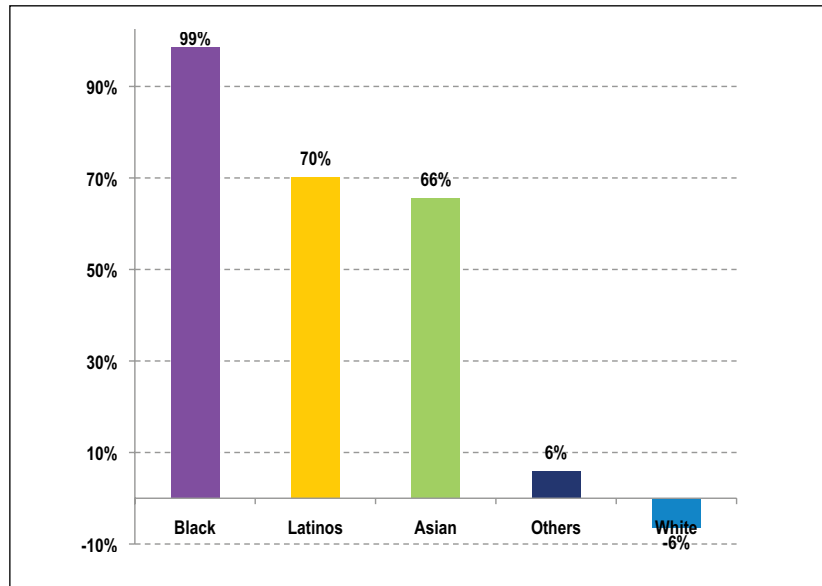
Figure 1: Population Percentages by Ethno-Racial Group in Taunton



ACS Data - DP05: Demographic and Housing Estimates (2007-2011)

Even though the total population of Taunton has remained almost steady over the past decade (.01% decline), there were significant differences in the growth of ethno-racial groups, as shown in Figure 2. A striking feature of Taunton's population change is the growth in its black, Asian, and Latino populations (99% for blacks, 66% for Asians, and 70% for Latinos, greater than the statewide Latino growth of 51%). This is related to the smaller but significant 6% decline in whites, the largest ethno-racial group. Possible explanations for Taunton's lack of population growth are its smaller concentration of foreign-born (11%) than the Commonwealth as a whole (15%) and its smaller non-white population (16%).

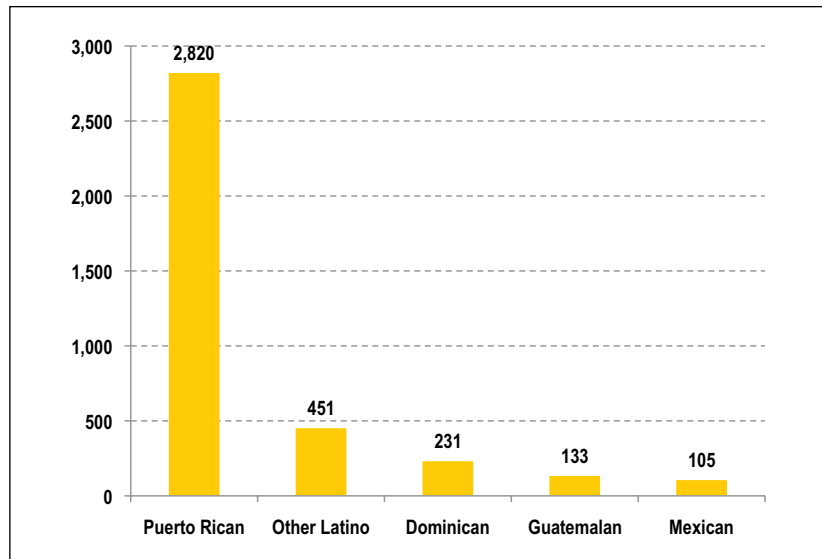
**Figure 2: Population Change by Ethno-Racial Group from 2000 to 2011**



ACS Data - DP05: Demographic and Housing Estimates (2011) and 2000 Census Summary File 1

When examining the origin of Latinos in Taunton, it is important to note that Puerto Ricans are U.S. citizens; they are not included in the foreign-born estimates in the preceding paragraph. Figure 3 shows that Puerto Ricans, with a population of 2,820, constitute the largest Latino subpopulation in the city, followed by Dominicans (231), Guatemalans (133) and Mexicans (105). An estimated 405 Latinos are from another country or are classified as “other Latino.”

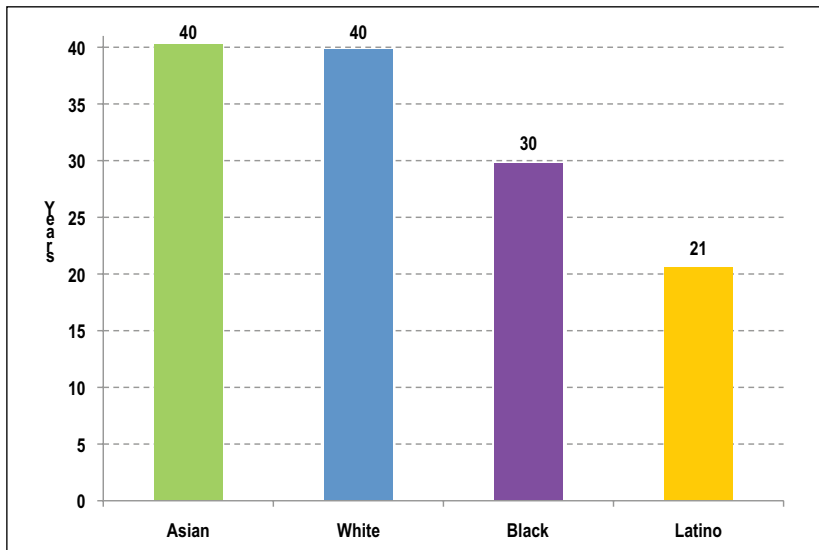
**Figure 3: Ancestry of the Top Latino Subpopulations**



ACS Data - B03001: Hispanic or Latino Origin by Specific Origin (2007-2011)

## MEDIAN AGE AND MARITAL STATUS

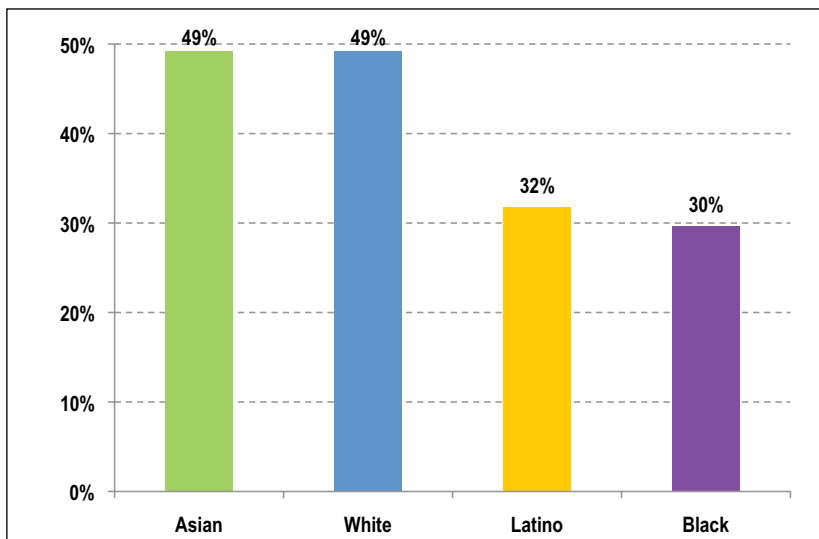
Figure 4: Median Age by Ethno-Racial Group



ACS Data - B01002: Median Age (2007-2011)

In Figure 4, Taunton's Latino population with a median age of 21 years is even younger than the statewide Latino median age of 26 years. Latinos are also much younger than the larger white population (median age 40 years, older than the state median of 39 years). As addressed in the Gastón Institute's educational report on Taunton, with over half of their population under the age 21, Latinos are disproportionately represented in the Taunton Public Schools compared to their overall population size (Figure 1). They are also an important population for higher educational institutions in the region such as the University of Massachusetts Dartmouth, Bridgewater State University, and Bristol and Massasoit Community Colleges. If this younger population obtains the necessary educational attainment, these Latinos will serve as a strong complement to the older white population to keep the city's neighborhoods vibrant in the years to come.

Figure 5: Marriage Rates by Ethno-Racial Group (15 Years and Older)



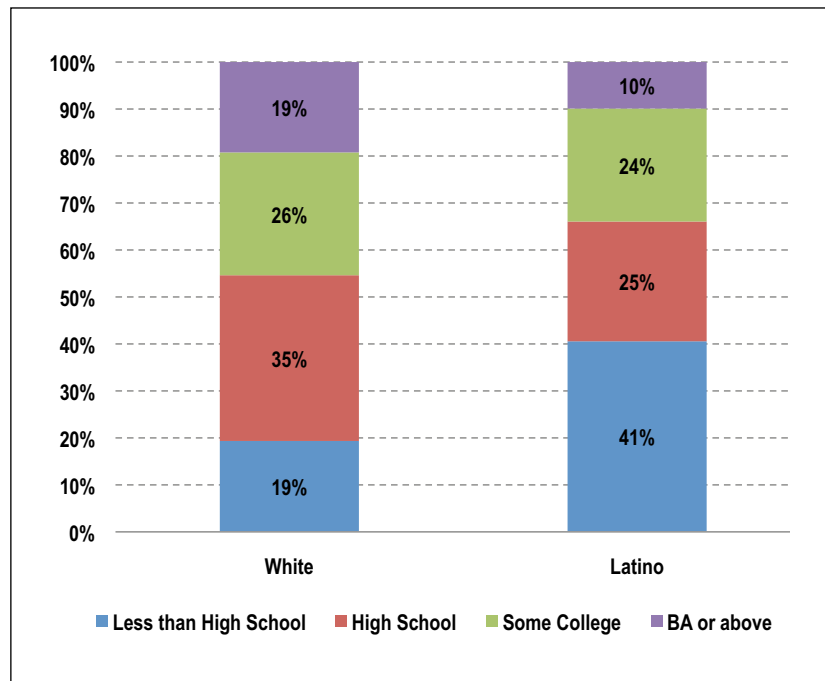
ACS Data - B12002: Marital Status (2007-2011)

The information in Figure 4 appears related to Figure 5. As the youthful Latino population of Taunton predicts, the Latino marriage rate of 32% (for persons age 15 years and older) is lower than for Asians and whites, though greater than for blacks. This is similar to what we find among Latinos across the state, whose marriage rate is 33% compared to 48% for the overall population.

## EDUCATION

The educational attainment for all ethno-racial groups is low in Taunton: only 19% of Taunton’s residents 25 and older have a bachelor’s degree compared 39% statewide. Recalling the median age in Figure 4, nearly half of the 3,740 Latinos are not accounted in this educational attainment estimate because their age is 21 years. Latinos below that age are in a period of life set aside for increasing educational attainment, and these individuals can alter the troubling trend highlighted below. Figure 6 shows that Latinos have a high percentage of their adult population lacking a high school diploma: 41%, compared to 19% for whites. At the other end of the educational scale, Latinos have a lower percentage of their population with at least a bachelor’s degree: 10%, compared to 19% for whites.

**Figure 6: Educational Attainment by Ethno-Racial Group (Adults 25 Years and Older)**

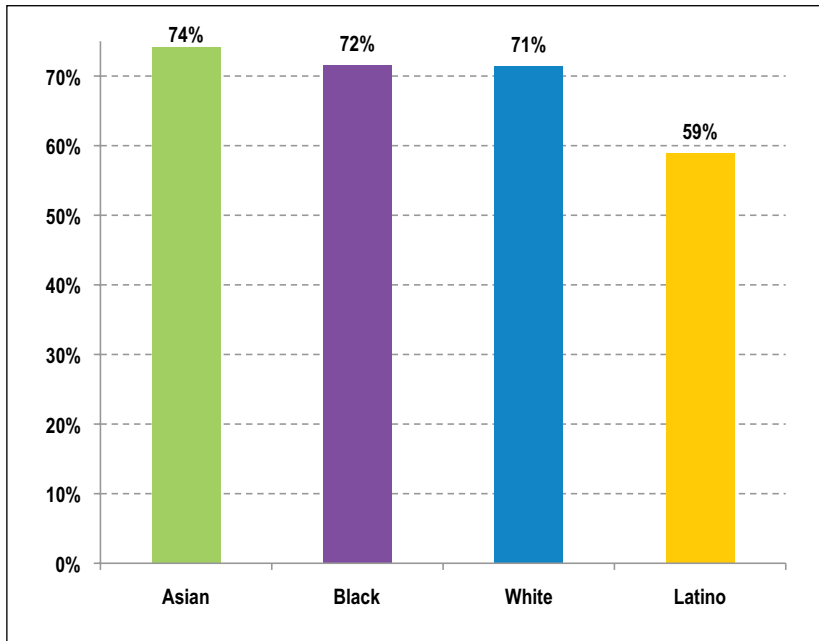


ACS Data - B15002: Educational Attainment (2009-2011)

## LABOR FORCE PARTICIPATION

In Figure 7, Latinos have a lower labor force participation rate (59%) than other ethno-racial groups. This rate is also much lower than for Latinos statewide (74%). Asians have the highest labor force participation in the city (74%). The Latino labor force participation may be related to previously identified characteristics of a youthful population (Figure 4) with a higher proportion of Latinos being in their late teens or early twenties and in many cases still in school or providing dependent care for young children (Figure 6).

**Figure 7: Labor Force Participation among Individuals 16 to 64 Years of Age by Ethno-Racial Group**

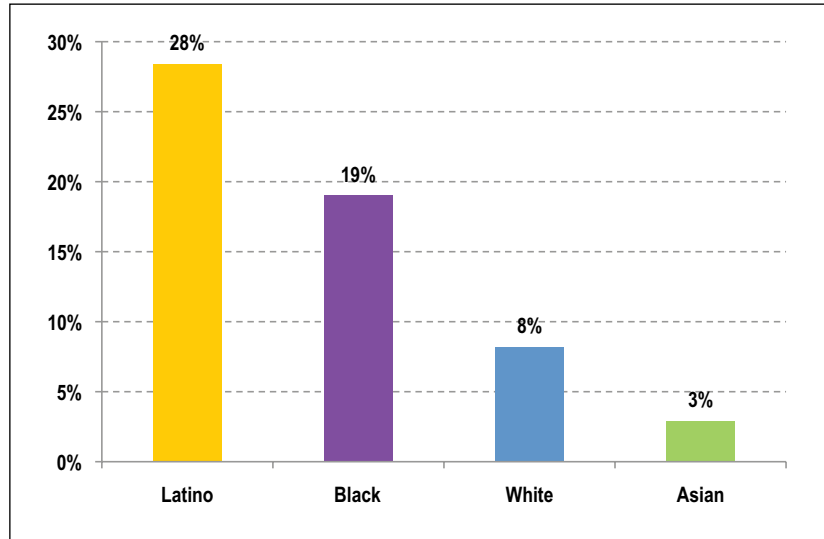


ACS Data - C23002: Employment Status (2007-2011)

The overall unemployment rate in Taunton during this period was 8%—similar to the statewide unemployment rate of 8% and somewhat lower than that of other Gateway Cities in the Commonwealth. However, the 28% Latino unemployment rate in Taunton is not only the highest any ethno-racial group in the city but is also more than double the 13% rate for Latinos statewide.



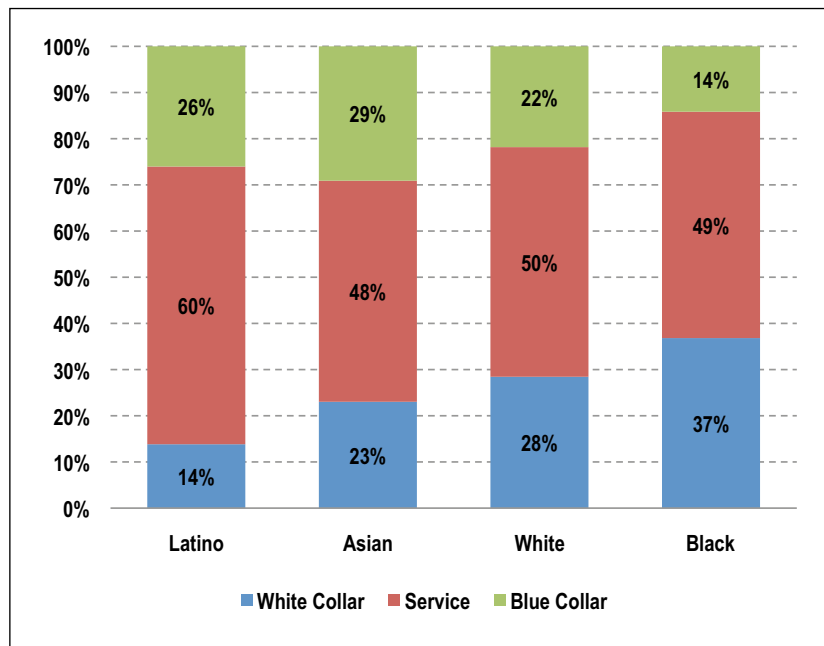
Figure 8: Unemployment Rates by Ethno-Racial Group



ACS Data - C23002: Employment Status (2007-2011)

Figure 9 highlights that Latinos work in traditionally low-wage jobs. Latinos are underrepresented in what are traditionally considered white-collar jobs (with only 14% working in these management, business, science, and arts occupations) but overrepresented in the service sector with 60% working in services and sales occupations. Twenty-six percent work in what are traditionally considered blue-collar jobs (natural resources, construction, maintenance, production, transportation, and material moving occupations).

Figure 9: Population Employed by Occupational Category by Ethno-Racial Group

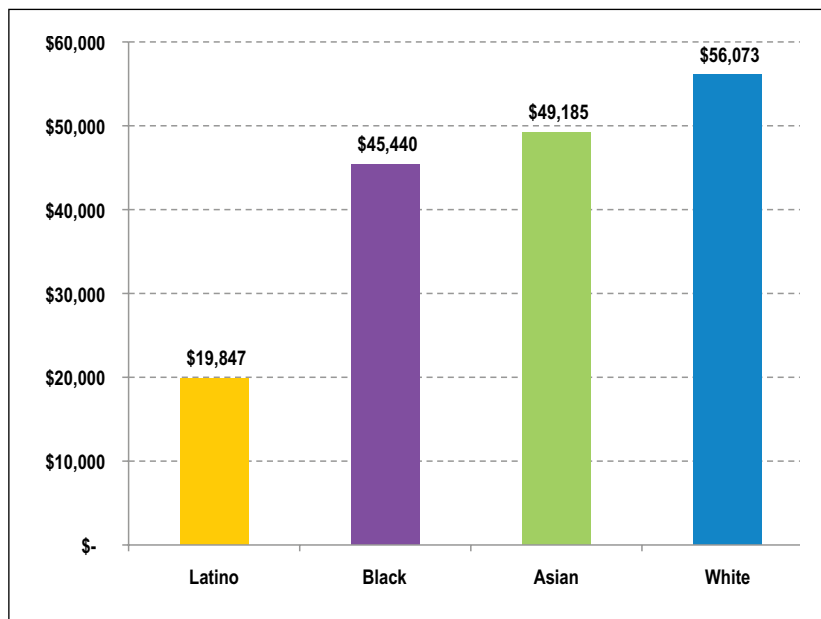


ACS Data - C24010: Occupation for the Civilian Labor Force (2007-2009)

## EARNINGS

Highlighting the economic problems that Taunton has experienced as a Gateway City in Massachusetts, the median household income for the city is \$53,401, which is significantly lower than the statewide median of \$65,981. Latinos in Figure 10 have the lowest median household income (\$19,847) of any ethno-racial group in the city. Latinos in Taunton are not as economically successful as Latinos in other parts of the Commonwealth, as the statewide Latino median is \$33,723.

Figure 10: Median Household Income by Ethno-Racial Group in 2010

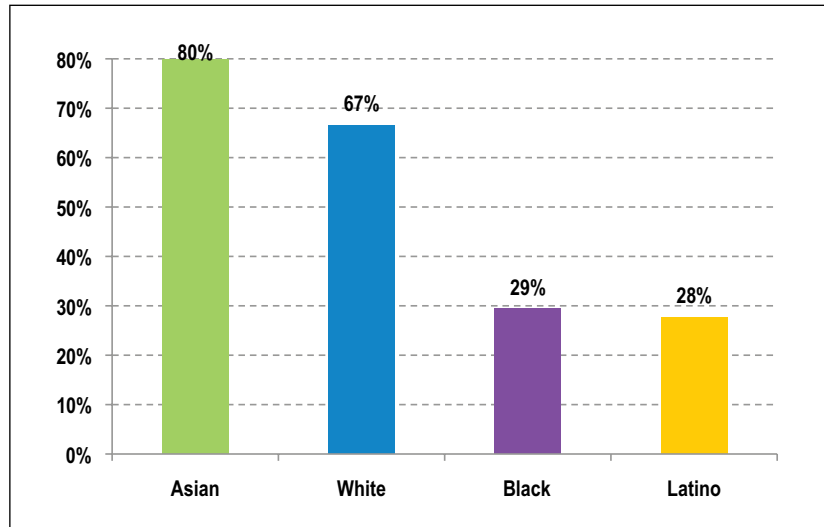


ACS Data - S1903: Median Income in the Past 12 Months (2007-2011)

## HOUSING STATUS AND MEDICAL UNINSURANCE

The final measures of Latino participation in Taunton are intended to identify how well Latinos are being rewarded for their economic, social, and political participation. Taunton has a slightly lower homeownership rate (63%) than the statewide rate (64%) as measured by occupied housing units. Latinos in Figure 11 have the lowest homeownership level of any ethno-racial group in the city at 28%, but this is slightly higher than the 26% of Latinos statewide who are homeowners. As a complement to these percentages in Figure 11, it is evident that 72% of Latinos in Taunton are renters.

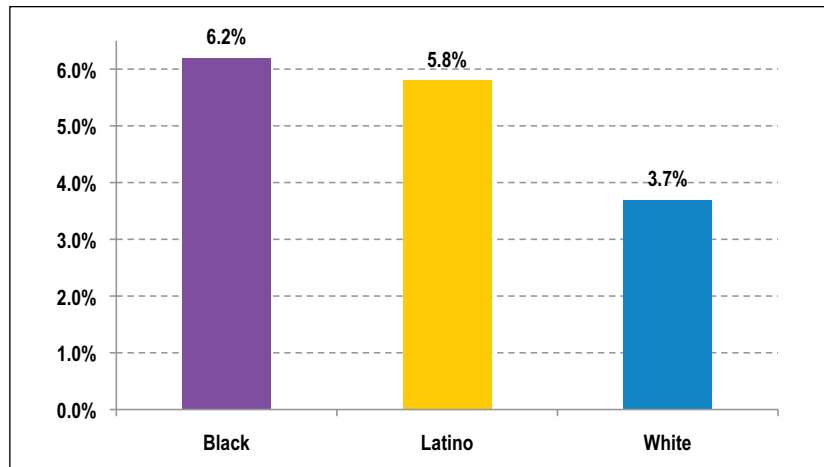
Figure 11: Homeownership Rates by Ethno-Racial Group



ACS Data - B25003: Tenure (2007-2011)

Taunton has a lower rate of medical uninsurance (3.9%) than the statewide average of 4.2%. Some of this might be attributed to its smaller number of foreign-born residents. Taunton appears to have benefitted from the 2006 Massachusetts health care reform law more than other cities in the region. The rate of uninsurance is highest for blacks (6.2%) and lowest for whites (3.7%). The rate for Latinos in Taunton (5.8%) is lower than for Latinos statewide (9.5%).

Figure 12: Medical Uninsurance by Ethno-Racial Group



ACS Data - S2701: Health Insurance Coverage Status (2009-2011)

The **Mauricio Gastón Institute for Latino Community Development and Public Policy** at the **University of Massachusetts Boston** conducts research on and for the Latino population in New England. Our goal is to generate the information and analysis necessary to develop more inclusive public policy and to improve Latino participation in the policy making process. In an effort to present vital information about Latinos to diverse audiences, the Gastón Institute has produced this series of demographic profiles for selected Massachusetts areas based on an analysis of American Community Survey (ACS) data.

Our descriptive analysis uses ACS data to estimate population size and characteristics in order to compare Latinos to other ethno-racial groups. Technically, these groups are designated as non-Latino whites, non-

Latino blacks, and non-Latino Asians though they are often referenced simply as “white,” “black,” and “Asian” in these profiles.

The Gastón Institute plans to update this series of demographic profiles for selected Massachusetts areas every five years upon release of American Community Survey data. A similar report series examining Latino populations at the city level is planned for the 2015 Gastón Institute public policy conference. In addition, demographic profiles highlighting Latino sub-groups will be produced on an ongoing basis.

One of the goals of the Gastón Institute is to be responsive to the needs of the Latino and policy communities through the research we undertake. Please feel free to contact us with suggestions or requests for specific information.

## About the Authors

**Phillip Granberry** is a social demographer who specializes in immigrants in the US. He worked with various community-based organizations assisting recently arrived U.S. immigrants before earning a PhD in Public Policy from the University of Massachusetts Boston. He has published several articles on the accumulation and use of social capital among Mexican migrants and the impact of welfare and immigration policy reform on Latinos in Massachusetts. Currently a Research Associate for the Gastón Institute, he also teaches courses on international migration and urban affairs for the UMass Boston Economics Department.

**Mayara Fontes** is a graduate research assistant at the Gastón Institute and a student in Applied Economics. Her research interests include migration and public health.

[www.umb.edu/gastoninstitute](http://www.umb.edu/gastoninstitute) |

@GastonInstitute

[gastoninstitute@umb.edu](mailto:gastoninstitute@umb.edu) |

Find Us on Facebook

